




Certified MS
ISO 9001:2015
No. Cert. 1118/Δ/2019



DESCRIPTION

Gboard® RG is a regular plasterboard ideal for general drywall and ceiling applications. It is a flexible gypsum board as it can accommodate any indoor architectural design.

It is composed of the best quality gypsum, extracted straight from our quarries, and processed using the best ecological practices.

All materials are certified based on ASTM and EN standards and tested in approved laboratories.



APPLICATIONS

- Drywall partitions
- Suspended ceiling systems
- Wall lining
- Commercial or residential buildings
- Prefabricated constructions
- Malls, lounges, shops

FEATURES

- Easy and dry installation
- Eco-friendly, recyclable
- Lightweight
- No cracking
- Versatile
- Durable



Durable



Eco-friendly






No cracking



Lightweight

PROPERTIES

SURFACE FINISHING	EDGE TYPES	STANDARDS	DIMENSIONS
Painted (water or oil base paint)	Squared edge 	ASTM C 1396	Width 1200mm, 1220mm
Cladding (wallpaper, vinyl, wood...)	Tapered edge 	ASTM C 473	Length 2000mm, 2400mm, 2440mm, 2500mm, 3000mm
Joint filling with Gcoat™ All Purpose Joint Compound	Beveled edge 	ASTM C 518	Thicknesses 8.0mm, 9.5mm, 12.5mm, 15mm, 15.9mm, 18mm

*Varying dimensions available upon request

PHYSICAL SPECIFICATIONS

SPECIFICATIONS	UNIT	VALUE	STANDARD
Thickness	mm	12.5	ASTM C 1396
Density	Kg/m ³	640	ASTM C 1396
Weight per unit area	Kg/m ²	7.7 - 8	ASTM C 1396
Tolerance of length	mm	2401 (±1)	ASTM C 1396
Tolerance of width	mm	1200 (0-2)	ASTM C 1396
Tolerance of thickness	mm	12.5 (±2)	ASTM C 1396
Ends squareness	mm	±2	ASTM C 1396
Depth of taper	mm	0.7-1.1	ASTM C 1396
Width of taper	mm	40-45	ASTM C 1396
Core hardness	N	110-160	ASTM C 1396
Edges hardness	N	110-160	ASTM C 1396
Ends hardness	N	110-160	ASTM C 1396
Flexural breaking load long edge	N	550-600	ASTM C 1396
Flexural breaking load short edge	N	210-240	ASTM C 1396
Nail pull strength	N	360-440	ASTM C 1396
Moisture Content	%	5-10	ASTM C 1396

RECOMMENDATION

- Cutting and scoring are completed from the front face of the board.
- Use phosphate plated self-tapping screws with a metal frame <0.7mm for board fixing.
- Use phosphate plated self-drilling for a metal frame >0.7mm for board fixing.
- Vertical screw spacing for the first layer of gypsum is 25cm, 50cm for the second, and 75cm for the third.
- It is recommended to use Gcoat™ All Purpose Joint Compound to treat joints or for skim coating.

STORAGE AND HANDLING

- Avoid contact with moisture or temperatures higher than 50°C for prolonged periods of time.
- Store in a dry/ventilated area above ground level (not in direct contact with the ground).
- Cover the boards with plastic sheets.
- Avoid direct rain or sunlight.
- Avoid cracking or damaging the boards during installation.

The information herein and recommendations set forth are presented in good faith and believed to be correct as of the date hereof, ECOBAT For Industrial Development, and its affiliated, and sister companies do not make representations or warranties as to the completeness or accuracy thereof.

Information is supplied upon the condition that the persons receiving the same will make their own determination as to its suitability for their purpose prior to use. In no event will ECOBAT For Industrial Development and its affiliated and sister companies be responsible for indirect, consequential, or incidental damages arising out of the use of, or inability to use this product. Our liability, if any, shall be capped to the price of the product purchased.

All specifications reflect averages derived from product sample testing and are provided as guidance only. They are subject to inherent variances and may be changed without notice to improve reliability, function, or design or otherwise.

Manufactured according to ASTM & EN standards by ECOBAT For Industrial Development.